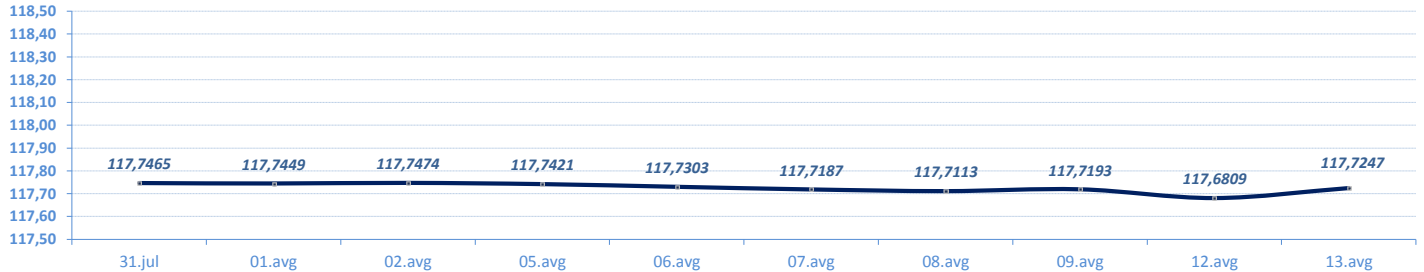


**VESTI / NEWS**

- **SREDNJI KURS EUR/RSD**: Dinar ojačao za 0,0438 dinara u odnosu na evro, srednji kurs 117,7247. Obim međubankarske trgovine evrom na dan 12. avgust do 12:30h iznosio je 84 miliona evra. NBS intervenisala na međubankarskom tržištu kupovinom 105 miliona evra (od početka godine ukupno prodala 130 miliona evra i kupila 1.895 miliona evra).
- **BEOGRADSKA BERZA**: Ineksi zabeležili pad vrednosti, BELEX15 manji za 0,37 odsto, BELEXline manji za 0,33 odsto. Promet veći u odnosu na prethodni dan, na regulisanom tržištu najviše trgovano akcijama NIS-a, Jubmes banke, Aerodroma Nikola Tesla, Alfa Plama i Laste Beograd.

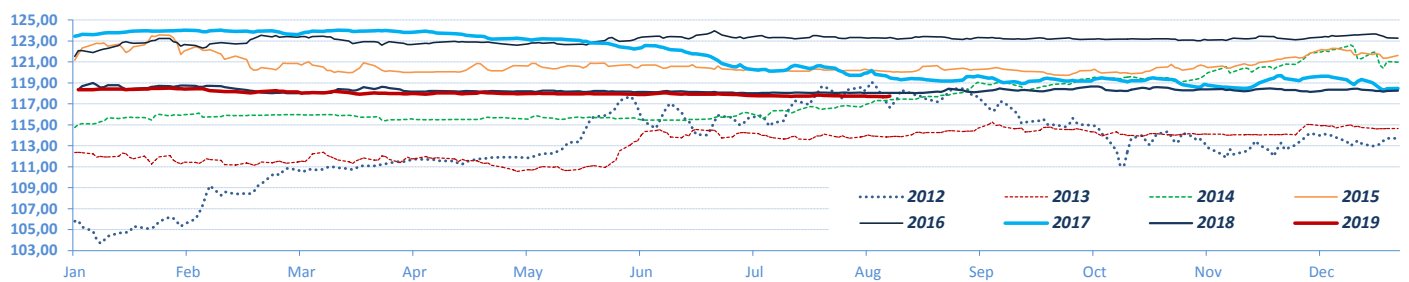
**DEVIZNO TRŽIŠTE / FX MARKET**

**EUR / RSD** (Srednji kurs / Official Middle Rate) ► 10 dana / 10 days

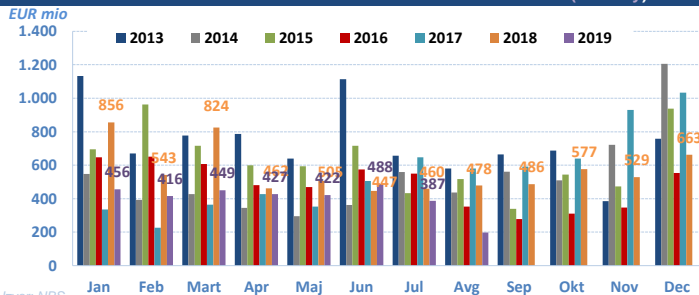


Izvor/Source: NBS

**EUR / RSD** (Srednji kurs/ Official middle rate) ► Jan - ....

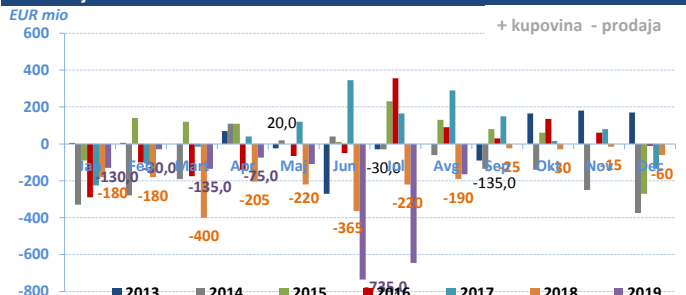


**Promet na međubankarskom tržištu / Volumes on FX Interbank market (eur only)**

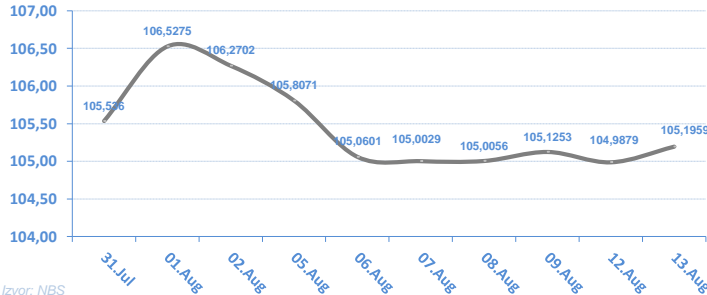


Izvor: NBS

**Intervencije NBS na deviznom tržištu / NBS Interventions on FX interbank market**

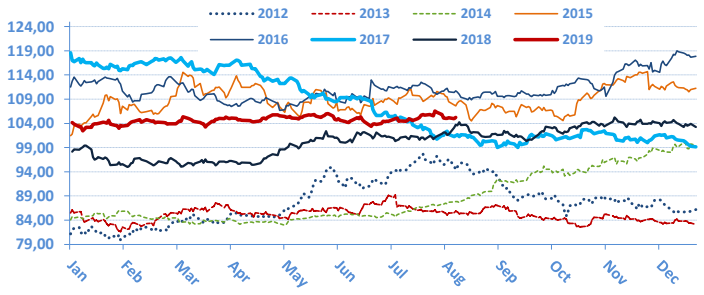


**USD / RSD** (Srednji kurs / Official middle rate) ► 10 dana / 10 days



Izvor: NBS

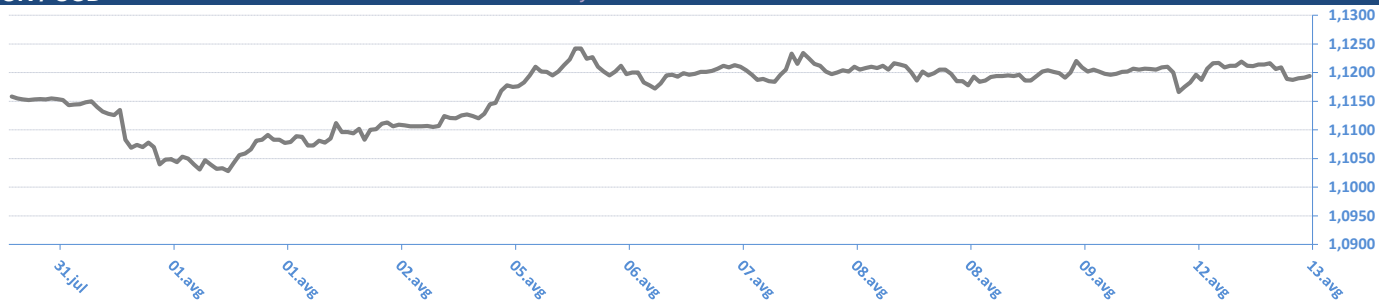
► Jan - ....



Monthly change	EUR/RSD	%	USD/RSD	%	Yearly change	EUR/RSD	%	USD/RSD	%
01.08.19	117,7449	-0,12%	106,5275	2,44%	13.08.19	117,7247	-0,52%	105,1959	7,19%
01.07.19	117,8875	-0,04%	103,9939	-1,42%	03.01.19	118,3439	0,00%	104,1851	6,16%
03.06.19	117,9288	-0,03%	105,4914	-0,08%	03.01.18	118,3431	-4,14%	98,1367	-17,25%
03.05.19	117,9626	-0,01%	105,5783	0,57%	04.01.17	123,4512	1,59%	118,6004	6,34%
01.04.19	117,9759	-0,13%	104,9794	1,06%	04.01.16	121,5145	0,30%	111,5324	9,90%
01.03.19	118,1291	-0,25%	103,8772	0,32%	05.01.15	121,1543	5,58%	101,4863	20,72%
01.02.19	118,4266	0,07%	103,5469	-0,61%	03.01.14	114,7559	2,14%	84,0641	-1,67%
03.01.19	118,3439	0,10%	104,1851	0,14%	03.01.13	112,3495	6,20%	85,4889	5,32%
03.12.18	118,2313	-0,06%	104,0402	-0,27%	04.01.12	105,7880	-0,21%	81,1693	2,16%
01.11.18	118,2984	-0,07%	104,3196	2,19%	04.01.11	106,0156	10,47%	79,4541	18,48%
01.10.18	118,3868	0,19%	102,0840	0,29%	04.01.10	95,9679	7,17%	67,0635	4,25%
03.09.18	118,1567	0,08%	101,7890	0,71%	05.01.09	89,5436	12,27%	64,3273	18,68%
01.08.18	118,0618		101,0717		03.01.08	79,7577		54,2016	

**EUR / USD**

► 10 dana / 10 days

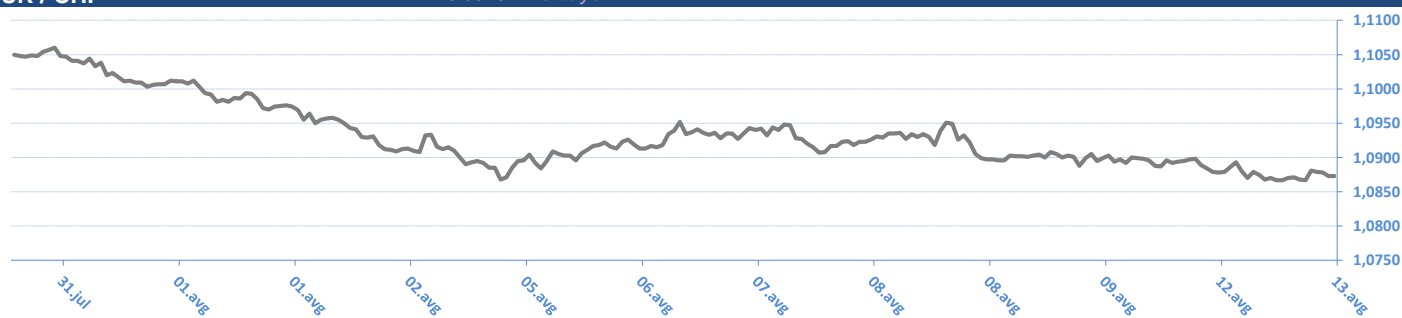


**EUR / USD**



**EUR / CHF**

► 10 dana / 10 days



**EUR / CHF**



Izvor / Source: Reuters

13.08.2019 08:54:47

**EUR / XX**

Valutni par / CCY pair	Kupovni/BID	Prodajni/ASK
EUR/USD	1,1194	1,1198
EUR/JPY	117,8800	117,9200
EUR/GBP	0,9284	0,9288
EUR/CHF	1,0871	1,0876
EUR/DKK	7,4634	7,4639
EUR/NOK	9,9865	9,9920
EUR/SEK	10,7167	10,7222
EUR/CAD	1,4831	1,4832
EUR/AUD	1,6553	1,6562
EUR/HUF	324,1400	324,4900
EUR/CZK	25,8250	25,8320
EUR/PLN	4,3295	4,3301
EUR/HRK	7,3878	7,3927
EUR/RUB	73,3160	73,3721
EUR/NZD	1,7355	1,7360

**USD / XX**

Valutni par / CCY pair	Kupovni/BID	Prodajni/ASK
USD/EUR	0,8930	0,8930
USD/JPY	105,3000	105,3200
USD/GBP	0,8293	0,8296
USD/CHF	0,9710	0,9714
USD/DKK	6,6658	6,6671
USD/NOK	8,9193	8,9253
USD/SEK	9,5714	9,5774
USD/CAD	1,3244	1,3248
USD/AUD	1,4784	1,4791
USD/HUF	289,4800	289,8800
USD/CZK	23,0650	23,0750
USD/SKK	21,5460	21,6000
USD/PLN	3,8670	3,8675
USD/HRK	6,6000	6,6044
USD/RUB	65,5105	65,5195
USD/NZD	1,5501	1,5504

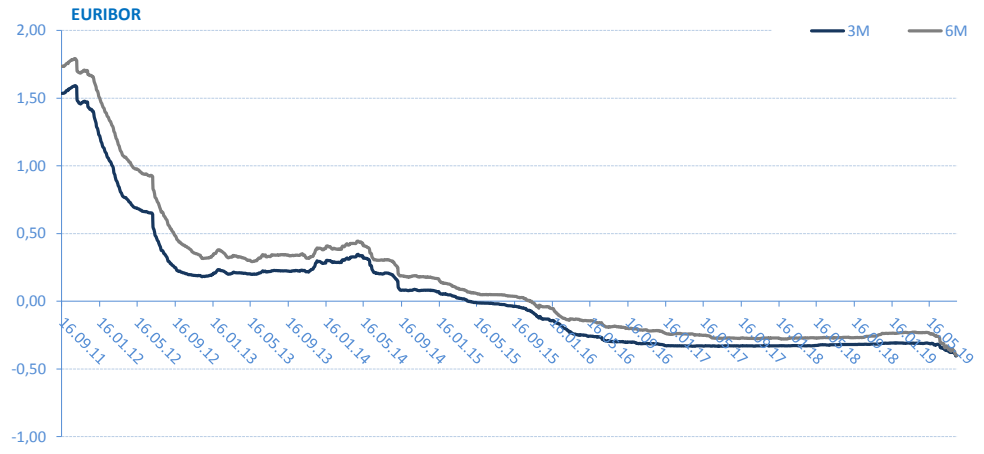
\* Međunarodno devizno međubankarsko tržište / International FX Interbank Market

Izvor / Source: Reuters

EURIBOR

SW	-0,404
1M	-0,405
3M	-0,400
6M	-0,400
1Y	-0,352

\* Izvor: Reuters; Objavljeno prethodnog radnog dana



Kamatne stope Centralnih Banaka

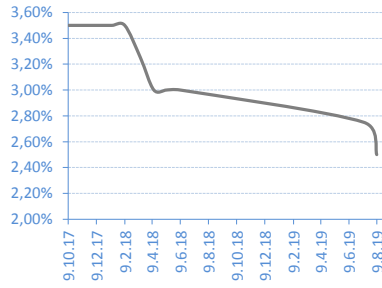
Interest rates of Central banks

CB	Kamatna stopa/Interest rate
USD	2,25
EUR	0,00
GBP	0,75
CAD	1,75
AUD	1,00
JPY	0,10

\* Izvor: Reuters; Objavljeno prethodnog radnog dana

REFERENTNA KAMATNA STOPA NBS / NBS Key Policy Rates

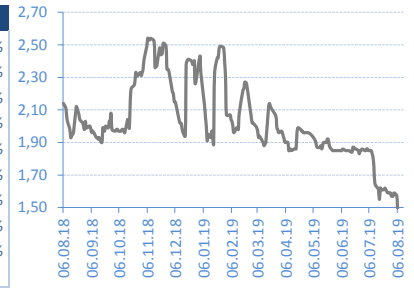
Date	Rate	Change (%)
08.08.19	2,50%	-9,09%
11.07.19	2,75%	-8,33%
08.06.18	3,00%	0,00%
10.05.18	3,00%	0,00%
12.04.18	3,00%	-7,69%
14.03.18	3,25%	-7,14%
08.02.18	3,50%	0,00%
11.01.18	3,50%	0,00%
07.12.17	3,50%	0,00%
09.11.17	3,50%	



\* Izvor/Source: NBS

BEONIA

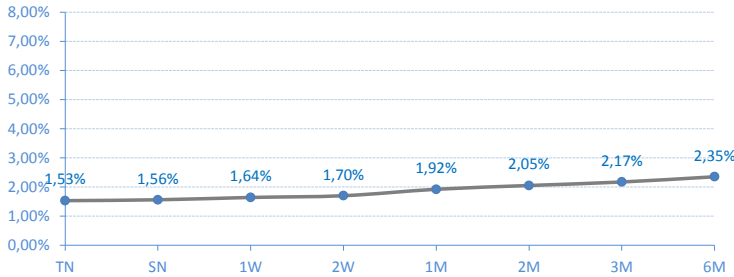
Date	Rate	Change (%)
12.08.19	1,14%	-19,72%
08.08.19	1,42%	0,00%
07.08.19	1,42%	-2,74%
06.08.19	1,46%	-7,01%
05.08.19	1,57%	-1,26%
02.08.19	1,59%	1,27%
01.08.19	1,57%	0,00%
31.07.19	1,57%	0,00%
30.07.19	1,57%	-1,26%
29.07.19	1,59%	



\* Izvor/Source: Reuters; Objavljeno prethodnog radnog dana / Published on previous working day

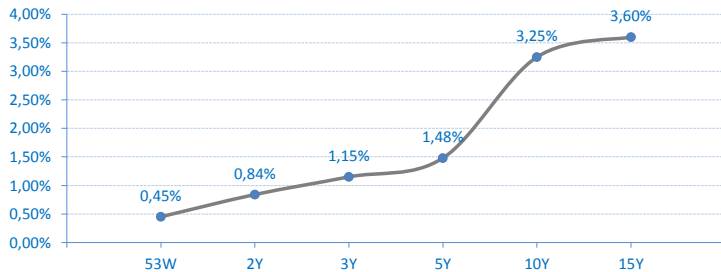
Kamatne stope/Prinos na tržištu / Market Interest Rates

Belibor



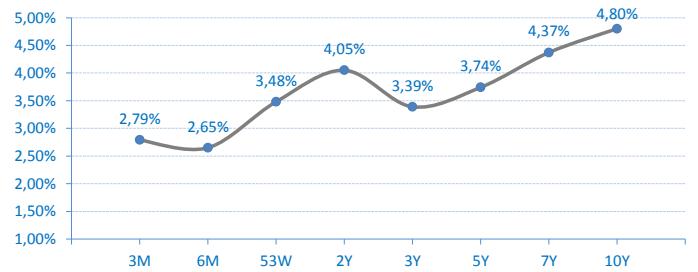
Državne HOV Republike Srbije u Evrima - prinosi sa poslednje aukcije

Government bonds (EUR) of Republic of Serbia - yield on last primary auction



Državne HOV Republike Srbije u Dinarima - prinosi sa poslednje aukcije

Government bonds (RSD) of Republic of Serbia - yield on last primary auction



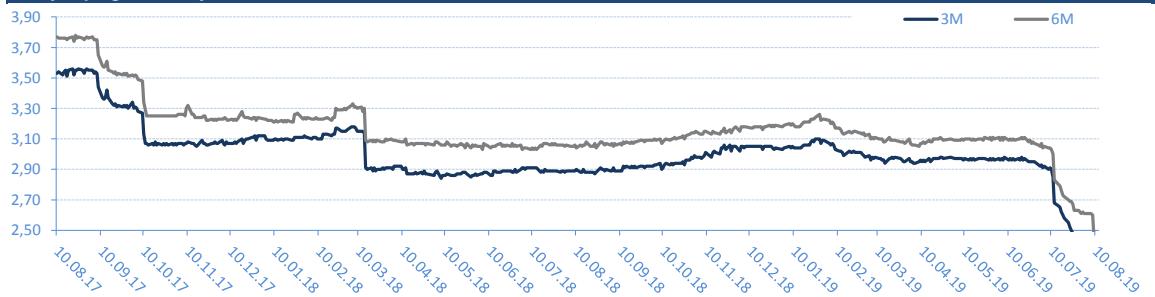
BELIBOR

Trenutne stope / Current rates

TN	1,53%
SN	1,56%
1W	1,64%
2W	1,70%
1M	1,92%
2M	2,05%
3M	2,17%
6M	2,35%

\* Izvor/Source: Reuters; Objavljeno prethodnog radnog dana / Published on previous working day

Istorijski pregled kretanja 6M i 3M Belibor-a / Historical overview of 6M and 3M Belibor rates



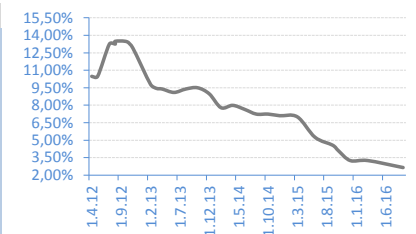
T-BILLS 3M - RSD

Date	Rate	Realisation
14.01.16	2,79%	100,00%
05.11.15	2,94%	100,00%
15.10.15	3,00%	92,18%
06.08.15	4,40%	96,26%
16.07.15	4,79%	98,47%
07.05.15	5,63%	92,92%
16.04.15	6,45%	100,00%
05.02.15	6,95%	45,05%



T-BILLS 6M - RSD

Date	Rate	Realisation
01.09.16	2,65%	23,03%
03.03.16	3,25%	96,46%
03.12.15	3,25%	97,22%
08.10.15	4,09%	100,00%
03.09.15	4,57%	87,90%
04.06.15	5,25%	93,30%
05.03.15	7,00%	21,33%
04.12.14	7,10%	100,00%



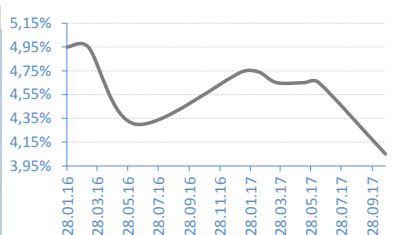
T-BILLS 53W - RSD

Date	Rate	Realisation
06.02.17	3,48%	17,91%
21.12.16	3,49%	32,22%
15.11.16	3,57%	45,64%
28.09.16	3,58%	52,92%
27.07.16	3,59%	49,07%
07.06.16	4,01%	78,06%
15.03.16	4,01%	16,73%
02.02.16	4,09%	63,42%



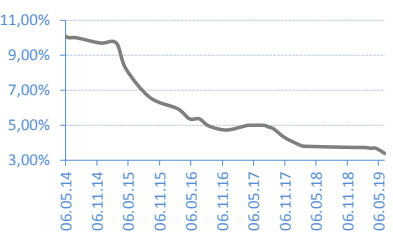
G-BONDS 2Y - RSD

Date	Rate	Realisation
24.10.17	4,05%	116,30%
13.06.17	4,65%	51,56%
16.05.17	4,65%	43,95%
21.03.17	4,65%	100,00%
13.02.17	4,74%	78,80%
10.01.17	4,74%	23,25%
13.06.16	4,30%	95,67%
10.03.16	4,95%	56,41%



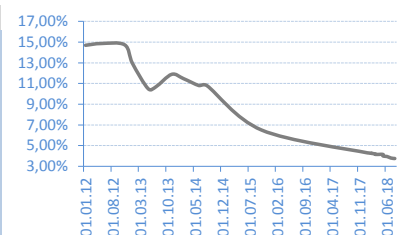
G-BONDS 3Y - RSD

Date	Rate	Realisation
11.06.19	3,39%	62,60%
23.04.19	3,68%	88,70%
19.03.19	3,69%	112,71%
20.02.19	3,73%	120,53%
15.01.19	3,73%	60,94%
28.02.18	3,80%	100,00%
30.01.18	3,88%	34,77%
06.11.17	4,29%	97,97%



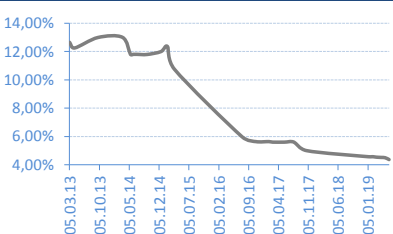
G-BONDS 5Y - RSD

Date	Rate	Realisation
11.09.18	3,74%	98,60%
14.08.18	3,75%	65,62%
17.07.18	3,80%	40,58%
05.06.18	3,95%	35,67%
22.05.18	3,99%	26,18%
08.05.18	4,15%	97,00%
24.04.18	4,15%	52,31%
10.04.18	4,15%	32,63%



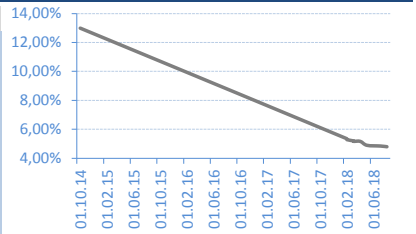
G-BONDS 7Y - RSD

Date	Rate	Realisation
04.06.19	4,37%	267,04%
07.05.19	4,50%	134,27%
10.04.19	4,52%	75,42%
05.03.19	4,54%	58,46%
12.02.19	4,57%	34,68%
30.01.19	4,57%	30,41%
09.01.19	4,57%	52,59%
23.10.17	5,00%	100,00%



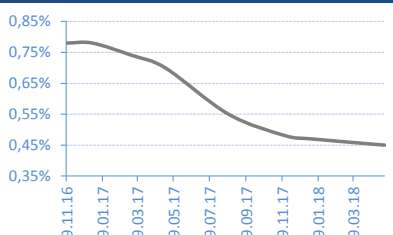
G-BONDS 10Y - RSD

Date	Rate	Realisation
07.08.18	4,80%	26,87%
10.07.18	4,85%	36,97%
15.05.18	4,90%	96,72%
03.04.18	5,17%	26,55%
20.03.18	5,17%	83,61%
06.03.18	5,20%	203,57%



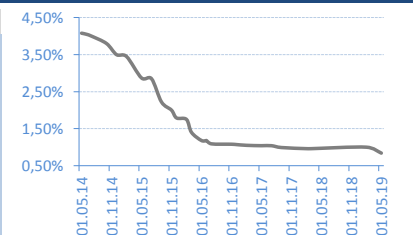
T-BILLS 53W - EUR

Date	Rate	Realisation
21.05.18	0,45%	100,00%
18.01.18	0,47%	98,00%
05.12.17	0,48%	100,00%
30.08.17	0,55%	50,00%
15.05.17	0,70%	91,30%
20.03.17	0,74%	60,00%
12.01.17	0,78%	46,20%
29.11.16	0,78%	100,00%



G-BONDS 2Y - EUR

Date	Rate	Realisation
27.05.19	0,84%	148,40%
19.02.19	1,00%	142,00%
22.03.18	0,96%	25,62%
01.02.18	0,96%	52,00%
14.09.17	0,99%	53,60%
12.07.17	1,04%	16,80%
23.05.17	1,04%	99,00%
14.02.17	1,05%	95,35%



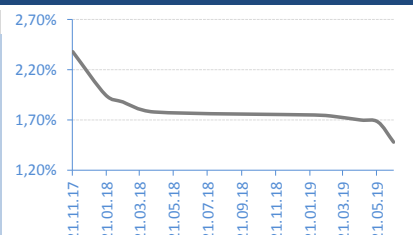
G-BONDS 3Y - EUR

Date	Rate	Realisation
18.06.19	1,15%	59,14%
12.03.19	1,23%	50,04%
23.01.19	1,25%	32,10%
20.04.18	1,20%	35,96%
28.03.18	1,24%	99,29%
02.02.18	1,29%	100,00%
21.12.17	1,49%	100,00%
20.11.17	1,75%	49,70%



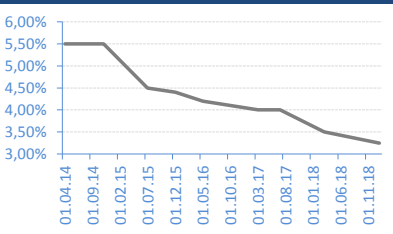
G-BONDS 5Y - EUR

Date	Rate	Realisation
20.06.19	1,48%	47,86%
23.05.19	1,68%	77,32%
22.04.19	1,70%	19,90%
27.02.19	1,74%	37,84%
29.01.19	1,75%	41,25%
16.04.18	1,78%	52,41%
19.02.18	1,88%	79,99%
19.01.18	1,95%	80,28%



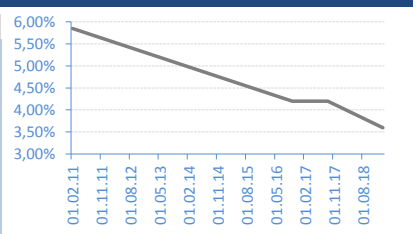
G-BONDS 10Y - EUR

Date	Rate	Realisation
16.01.19	3,25%	139,40%
26.03.18	3,50%	86,85%
13.07.17	4,00%	42,95%
15.03.17	4,00%	65,60%
25.05.16	4,20%	96,00%
04.12.15	4,40%	100,00%
28.07.15	4,50%	76,77%
19.11.14	5,50%	100,00%



G-BONDS 15Y - EUR

Date	Rate	Realisation
06.02.19	3,60%	100,00%
06.09.17	4,20%	70,13%
19.10.16	4,20%	100,00%



## AKCIJE / Shares - REGULISANO TRŽIŠTE / REGULATED MARKET

## Najtrgovanije HOV / Most Active

	Symbol	Closing price	% Change	Open	Max	Min	No of Trades	Volume	Volume RSD
Aerodrom Nikola Tesla a.d. Beograd	AERO	840	-0,83%	847	847	840	19	141	118.538
Globos osiguranje a.d. Beograd	GLOS	291	-6,73%	299	299	257	2	100	29.060
Komercijalna banka a.d. Beograd	KMBN	3.020	0,00%	/	/	/	0	0	0
Philip Morris Operations a.d. Nis	DINNPB	3.707	0,16%	3.707	3.707	3.707	1	5	18.535

## Dobitnici / Gainers

	Symbol	Closing price	% Change	Open	Max	Min	No of Trades	Volume	Volume RSD
Messer Tehnogas a.d. Beograd	TGAS	12.001	0,01%	12.001	12.001	12.001	1	3	36.003
Philip Morris Operations a.d. Nis	DINNPB	3.707	0,16%	3.707	3.707	3.707	1	5	18.535

## Gubitnici / Decliners

	Symbol	Closing price	% Change	Open	Max	Min	No of Trades	Volume	Volume RSD
NIS a.d. Novi Sad	NIIS	682	-1,16%	681	687	681	8	85	57.935
Jubmes banka a.d. Beograd	JMBN	6.035	-1,63%	6.035	6.035	6.035	1	9.640	58.177.400
Aerodrom Nikola Tesla a.d. Beograd	AERO	840	-0,83%	847	847	840	19	141	118.538
Alfa plam a.d. Vranje	ALFA	31.470	-0,06%	31.470	31.500	31.470	5	221	6.954.900
Globos osiguranje a.d. Beograd	GLOS	291	-6,73%	299	299	257	2	100	29.060

## AKCIJE / SHARES - MTP

## Najtrgovanije HOV / Most Active

	Symbol	Closing price	% Change	Bid (Volume)	Ask (Volume)	No of Trades	Volume	Volume RSD
Min Div a.d. Svrlijig	SVRL	516	-0,58%	520	500	516	2	55
Telefonkabl a.d. Beograd	TLKB	10.000	0,00%	10000	10000	10000	1	3

## Dobitnici / Gainers

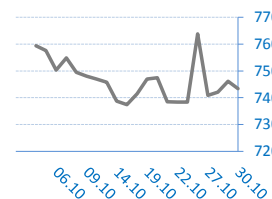
	Symbol	Closing price	% Change	Bid (Volume)	Ask (Volume)	No of Trades	Volume	Volume RSD
--	--------	---------------	----------	--------------	--------------	--------------	--------	------------

## Gubitnici / Decliners

	Symbol	Closing price	% Change	Bid (Volume)	Ask (Volume)	No of Trades	Volume	Volume RSD
Min Div a.d. Svrlijig	SVRL	516	-0,58%	520	500	516	2	55

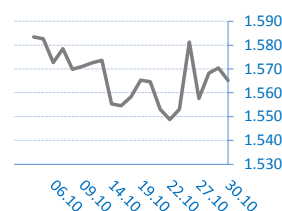
## BELEX15

Vrednost / Value	743,43
Promena / Change	-2,73
%	-0,37%



## BELEXline

Vrednost / Value	1.565,16
Promena / Change	-5,24
%	-0,33%



## Kontakti / Contacts:

## Srđan Tomašević

srđjan.tomasevic@erstebank.rs  
Trgovanje / Trading  
011/220 9116

## Aleksandar Zarić

aleksandar.zaric@erstebank.rs  
Prodaja / Sales  
011/220 9198

## Aleksandra Parčetić

aleksandra.parcetic@erstebank.rs  
Brokersko poslovanje / Brokerage  
011/220 9159

## Vladimir Vulević

vladimir.vulevic@erstebank.rs  
Podrška i Razvoj / Support and Development  
011 / 201 50 50

## Nenad Đurović

nenad.djurovic@erstebank.rs  
Trgovanje / Trading  
011/ 220 9115

## Dušan Stević

dusan.stevic@erstebank.rs  
Prodaja / Sales  
011/220 9118

## Danijela Stojanović

danijela.stojanovic@erstebank.rs  
Prodaja / Sales  
011/ 220 9132

## Marija Đorđević

marija.djordjevic@erstebank.rs  
Brokersko poslovanje / Brokerage  
011/220 9110

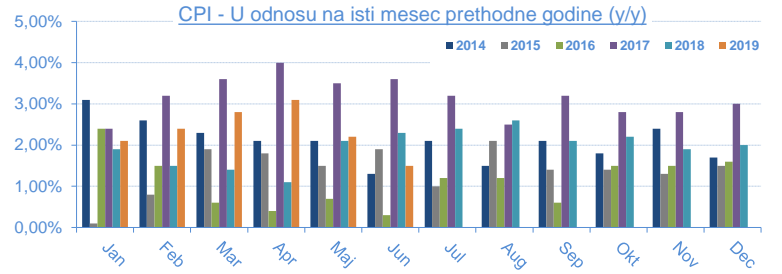
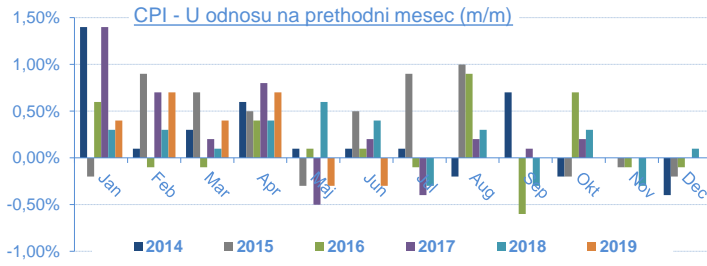
Izveštaj sačinio / Prepared by: Sektor sredstava / Treasury division

Informacije i cene iz ovog pregleda dobijene su iz izvora za koje verujemo da su pouzdani ali ne garantujemo njihovu tačnost i potpunost. Navedene informacije su važeće samo u trenutku njihovog sastavljanja a objavljuju se u čiju opšteg informisanja, pri čemu ne predstavljaju bilo kakav oblik investicionog saveta niti preporuke za investiranje niti na bilo koji način obavezuju Erste Bank ad Novi Sad u pogledu odgovornosti za štetu nastalu upotrebom informacija iz ovog pregleda.

The information and prices in this review are obtained from sources that we believe are reliable, but we do not guarantee their accuracy and completeness. The mentioned information is valid only at the time of their compilation and are published in the general information, whereby they do not represent any form of investment advice or recommendations for investing or in any way obligate Erste Bank ad Novi Sad in respect of liability for damages arising from the use of information referred to in of this review.

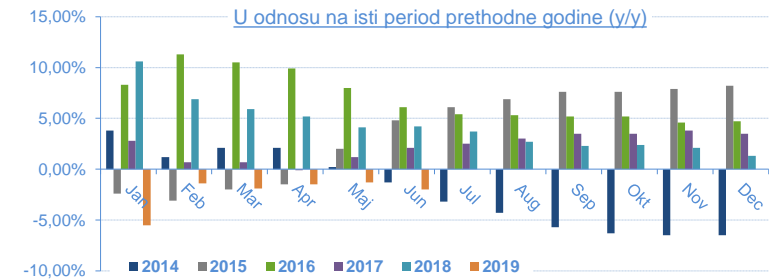
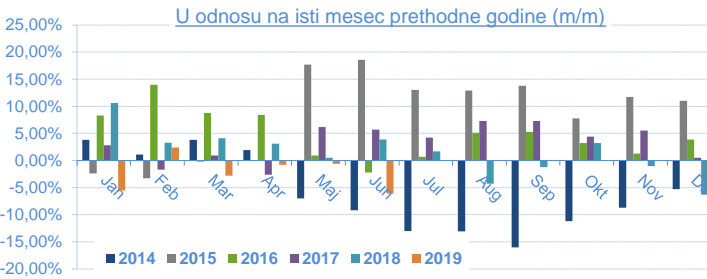
Indeks potrošačkih cena (Consumer Price Index - CPI) / 2018

	Jan	Feb	Mar	Apr	Maj	Jun	Jul	Aug	Sep	Okt	Nov	Dec
U odnosu na prethodni mesec (m/m)	0,40%	0,70%	0,40%	0,70%	-0,30%	-0,30%						
U odnosu na isti mesec 2018. (y/y)	2,10%	2,40%	2,80%	3,10%	2,20%	1,50%						
U odnosu na decembar 2018.		1,10%	1,50%	2,30%	2,00%	1,70%						
Datum objavljivanja / Published date	22.02.19	12.03.19	12.04.19	13.05.19	12.06.19	12.07.19						



INDUSTRIJSKA PROIZVODNJA / Industrial production / 2019

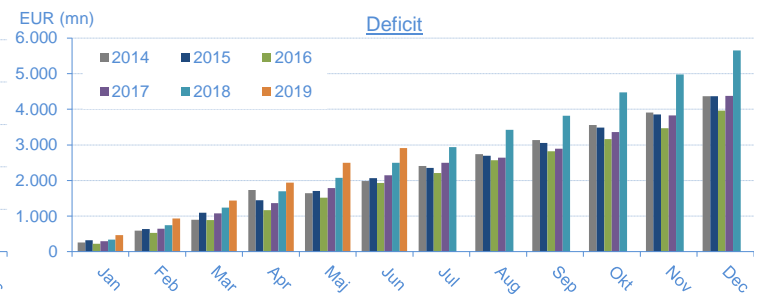
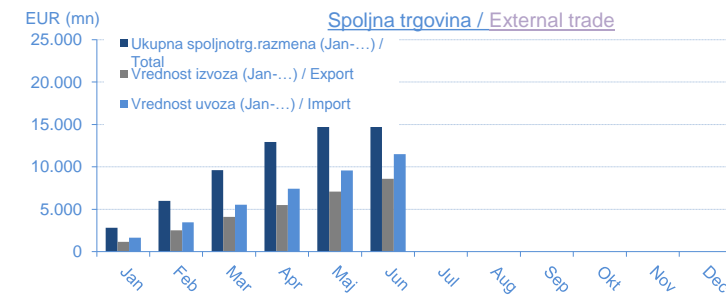
	Jan	Feb	Mar	Apr	Maj	Jun	Jul	Aug	Sep	Okt	Nov	Dec
U odnosu na isti mesec 2018 (m/m)	-5,50%	2,40%	-2,80%	-0,80%	-0,60%	-6,10%						
U odnosu na isti period 2018 (jan-...) (y/y)	-5,50%	-1,40%	-1,90%	-1,50%								
U odnosu na prosek 2018	-12,20%	-7,40%	2,30%	-4,40%	1,10%	-2,50%						
Datum objavljivanja / Published date	28.02.19	29.03.19	30.04.19	31.05.19	28.06.19	31.07.19						



SPOLJNOTRGOVINSKA ROBNA RAZMENA / External Trade / 2019

\* u eur mln

Mesec/Month	Jan	Feb	Mar	Apr	Maj	Jun	Jul	Aug	Sep	Okt	Nov	Dec
Ukupna spoljnotrg.razmena (Jan-...) / Total	2.840,40	6.015,80	9.626,40	12.958,60	16.675,50	20.077,90						
Promena / Yearly change	7,80%	9,80%	8,10%	8,30%	9,70%	8,00%						
Vrednost izvoza (Jan-...) / Export	1.186,90	2.539,90	4.092,80	5.510,50	7.087,40	8.584,20						
Promena / Yearly change	3,00%	7,10%	6,90%	7,30%	8,30%	6,70%						
Vrednost uvoza (Jan-...) / Import	1.653,50	3.475,90	5.533,60	7.448,10	9.588,10	11.493,70						
Promena / Yearly change	11,50%	11,70%	9,00%	9,00%	10,80%	9,10%						
Deficit (jan-...)	466,70	936,00	1.440,80	1.937,70	2.500,70	2.909,50						
Promena / Yearly change	40,90%	26,50%	15,60%	14,20%	18,80%	17,00%						
Pokrivenost uvoza izvozom (Export/Import ratio)	71,80%	73,10%	74,00%	74,00%	73,90%	74,70%						
Datum objavljivanja / Published date	12.03.19	29.03.19	30.04.19	31.05.19	28.06.19	31.07.19						



BUDŽETSKI BALANS / Budget balance

\* u rsd mln

Budžetski balans u 2018.	32.183,97
January 2019	23.620,61
February 2019	-1.429,81
March 2019	-6.363,12
April 2019	-10.322,94
May 2019	2.776,26
June 2019	
July 2019	
August 2019	
September 2019	
October 2019	
November 2019	
December 2019	
Budžetski balans u 2019. / Total 2019	8.281,00
Planirani deficit u 2019. / Planned	-3.344,12
Ostvarenje plana / Realisation	
Datum ažuriranja / Published date	05.07.19

